

RNE Product Portfolio

RAILNET EUROPE



Who are we?

RailNetEurope

RailNetEurope (RNE) is an association of European Rail Infrastructure Managers, serving as an umbrella organization for its 38 Full Members from over 30 different countries and 11 Associate Members (the Rail Freight Corridors). In total their rail networks add up to well over 230 000 kilometers of railway lines.

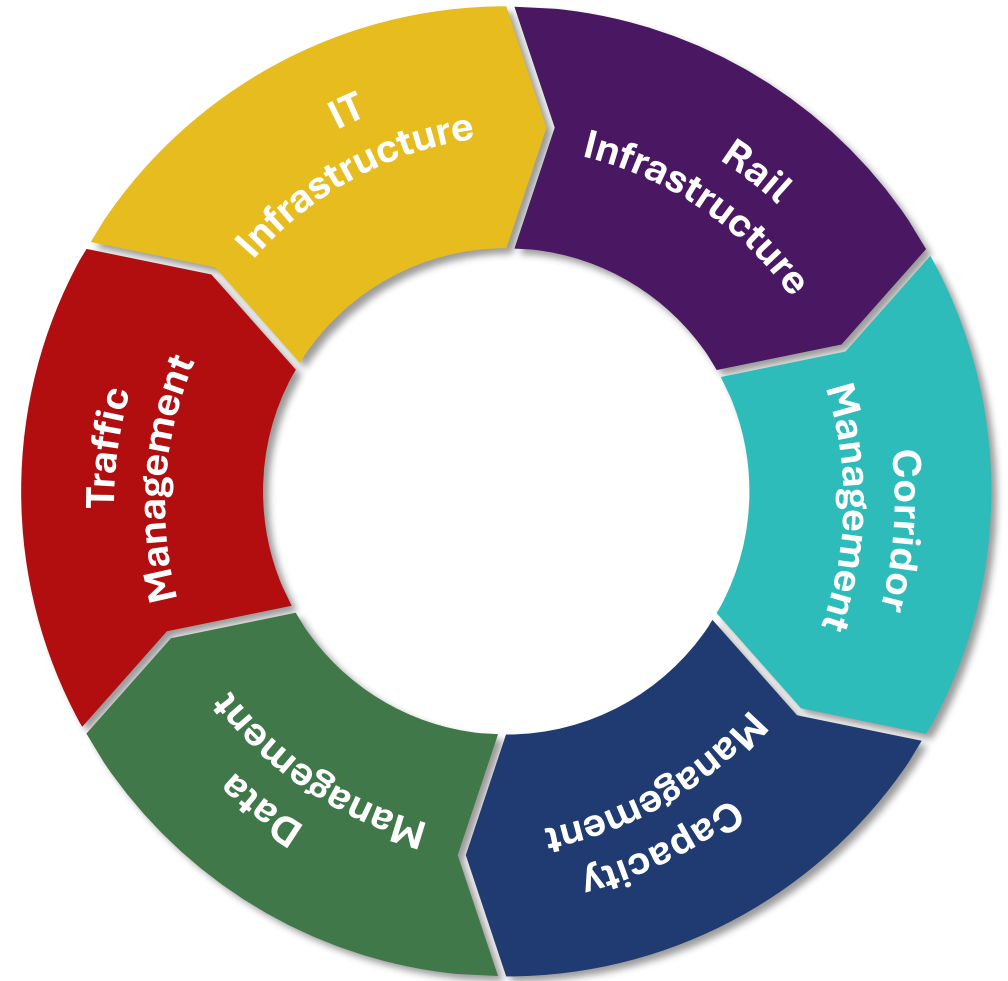


Who are we?

RailNetEurope

RailNetEurope (RNE) is an association of European Rail Infrastructure Managers, serving as an umbrella organization for its 38 Full Members from over 30 different countries and 11 Associate Members (the Rail Freight Corridors). In total their rail networks add up to well over 230 000 kilometers of railway lines.

RNE provides its customers and users partnership in the areas of Capacity Management, Traffic Management, Corridor Management, IT Infrastructure and Data Management.



What do we offer?

RNE Product & Service Portfolio

Capacity Management



Path Coordination System



European Capacity Management Tool



Temporary Capacity Restrictions Tool

Rail Infrastructure



Network & Corridor Information Tool



Charging Information System



European Rail Facilities Portal

Traffic Management



Train Information System Live Map



Train Information System Data Flow

Data Management



Data Analytics & Business Intelligence

IT Infrastructure



Common Interface & X-509 Certificates



Central Reference File Database

Corridor Management



Customer Information Platform

Common Interface & X-509 Certificates

What is Common Interface?

Common Interface

- TAF/TAP TSI message exchange peer-to-peer application
- can be locally installed in customers' datacenters
- can also be used to exchange other customer-specific messages


Benefits

- development of the product based on open-source software
- maximum compatibility both with existing and future legacy systems
- investments into old legacy systems are safeguarded

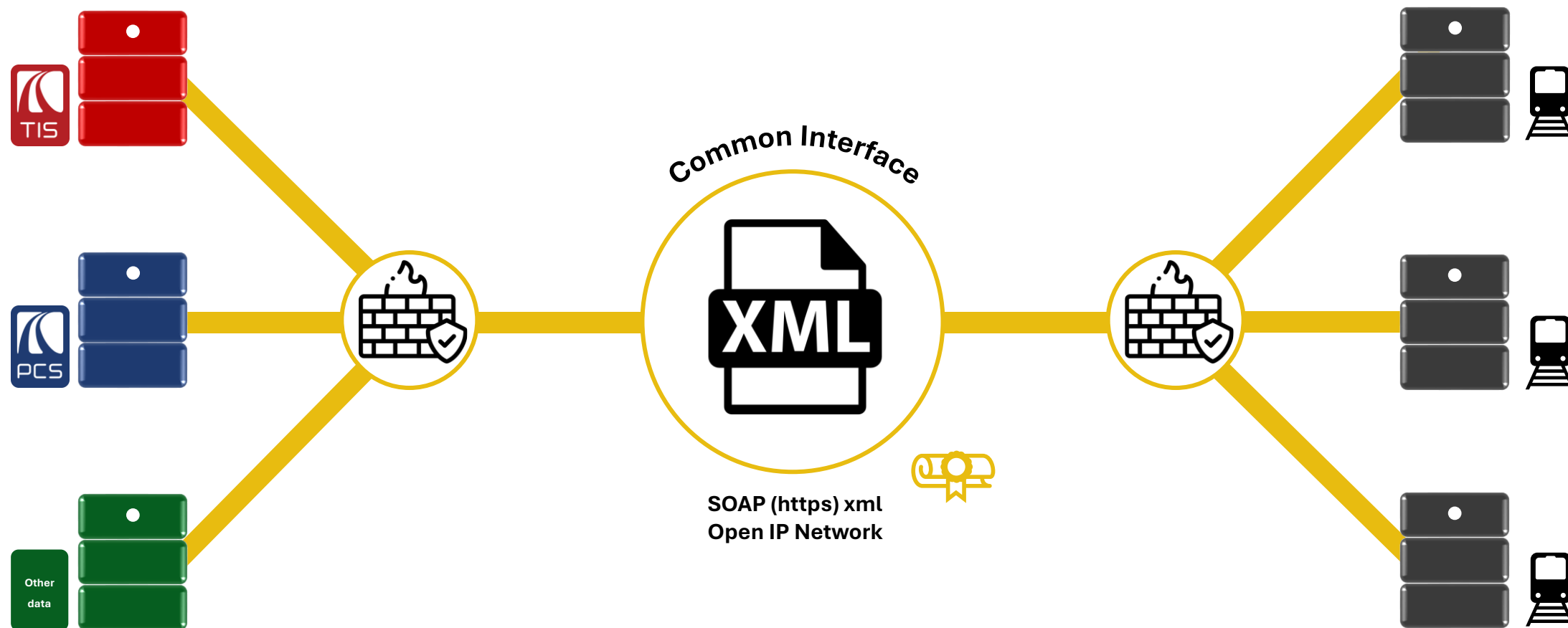
Technology stack



How does it work without the Common Interface?



How does it work with the Common Interface?



How to become a user?

**Submit the
order form**



**Sign the
agreement**



**Receive installation
package/certificate**

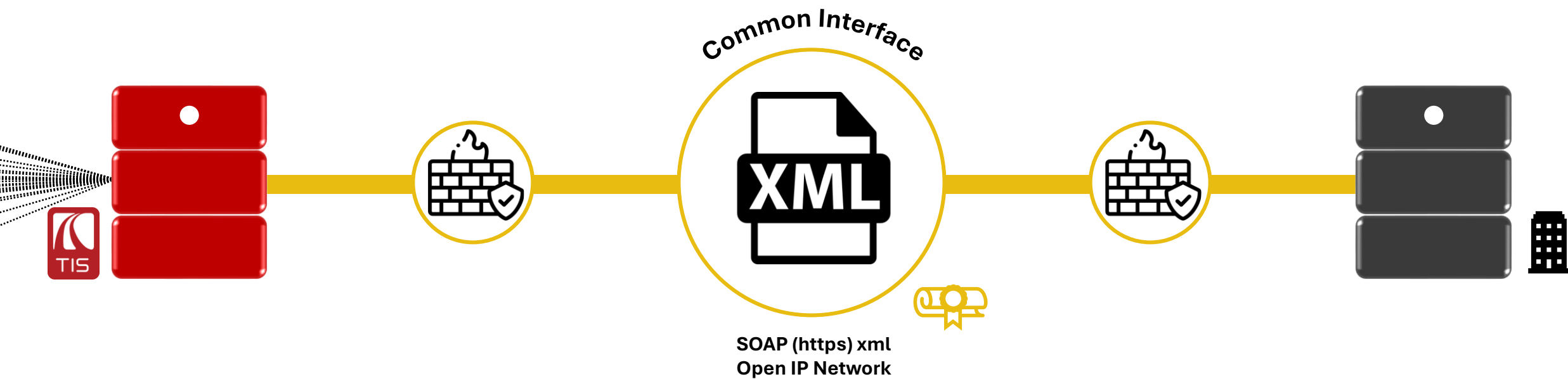


Train Information System Data Flow

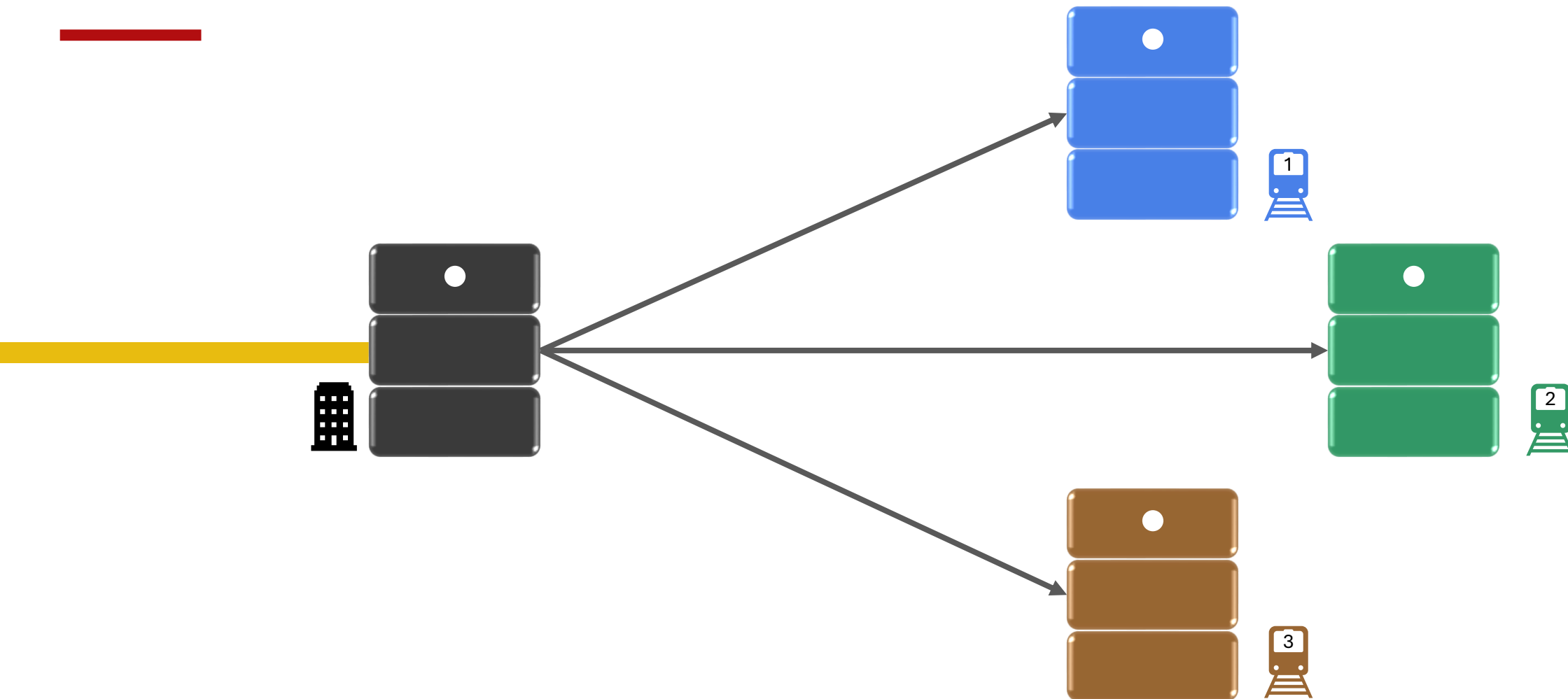
How does it work?



How does it work?



How does it work?



Messages

**Path Details
Message**

**Train Running
Information Message**

**Train Running
Forecast Message**

**Path Section
Notification Message**

**Train Composition
Message**

**Train Delay Cause
Message**

**Train Running
Interruption Message**

**Wagon Performance
Message**

How to become a user?

**Submit the
order form**



**Sign the
agreement**



**Set up the
connection**



**Collect
declarations**



Wish to know more?



Jaroslav Lučkay

Sales Manager

+43 676 604 51 52

data.services@rne.eu

RailNetEurope

Austria Campus 3

Jakov-Lind-Straße 5

1020 Vienna, Austria

www.rne.eu